

# 2008-2012 POLARIS 600 IQ 96 Stud Pattern




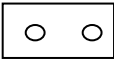
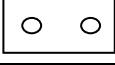
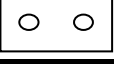
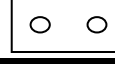

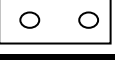
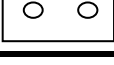
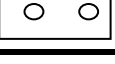
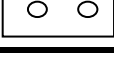
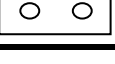
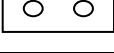
## STUD BOY Traction

**Pattern Repeats Every 6 Lugs note pattern number in shaded area**

**Dimensions Measured From Outside**

**Edge of Track to Outside Edge of Backer Plate**

**Polaris Track Part #5413403**

<b>4 3/8"</b>		<b>6</b>			<b>Repeat Pattern #1 6 lugs</b>
		<b>5</b>		<b>4 1/8"</b>	
<b>3 7/8"</b>		<b>4</b>			
		<b>3</b>		<b>4 3/8"</b>	
<b>4 1/8"</b>		<b>2</b>			
		<b>1</b>		<b>3 7/8"</b>	
<b>4 3/8"</b>		<b>6</b>			<b>Pattern #1 6 lugs</b>
		<b>5</b>		<b>4 1/8"</b>	
<b>3 7/8"</b>		<b>4</b>			
		<b>3</b>		<b>4 3/8"</b>	
<b>4 1/8"</b>		<b>2</b>			
<b>LOGO</b>		<b>1</b>		<b>3 7/8"</b>	

**Start 1st 6 lug pattern at POLARIS Logo with the logo *upside down*.**

**Repeat this stud pattern of 6 lugs completely around the track.**

**48 Lugs, 96 Studs, 12 Scratch Lines Check installed STUD HEIGHT!!!**

**Studs must be behind a lug and no more than 1.25" from lug**